


DRESDEN

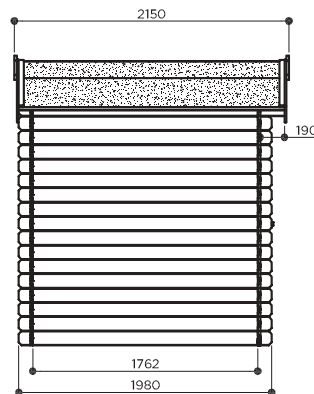
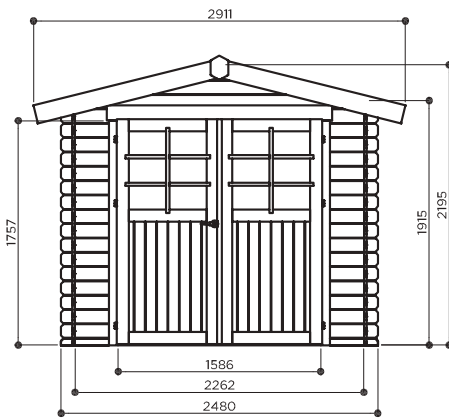
2480 x 1980 mm - 190 mm



S8602



4,91 m²
S8602



EIGENSCHAPPEN - CARACTÉRISTIQUES - FEATURES - CARACTERÍSTICAS

16 mm 19 mm	± 300 kg	2550 x 1150 x 440 mm	± 18 m ²	75 kg/m ²	
3,99 m ²	4,91 m ²	6,26 m ²	14° 6,33 m ²	30 kg/m ²	

OPTIES - OPTIONS - OPTIONS - OPCIONES (p. 20-21)

2 x S5025	S522	S8521-1	S819	S8756	3 x S579	3 x S575	3 x S577	12 x S5310	8 x S5311	3 x S5312	3 x S5313
					12 x S5315	8 x S5316	3 x S5317	3 x S5318			